ANTENNA MODEL 3166 & 3167

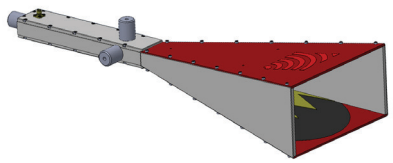

MODEL 3166 & 3167

- **Generates homogenous fields for immunity testing**
- **Close proximity immunity testing**
- **IEC/EN 61000-4-39 Standard**

ETS-Lindgren's Model 3166 & 3167 TEM Horn Antennas generate homogeneous fields in the frequency range of 380 MHz to 6 GHz specifically for immunity testing in close proximity as per the IEC/EN 61000-4-39 standard. The 3166 model operates from 380 MHz to 3 GHz with less than 7: 1 VSWR from 400 MHz to 700 MHz and 3: 1 VSWR from 700 MHz and above. The 3167 operates from 3 GHz to 6 GHz with less than 2: 1 VSWR.

Technical Specifications	3166
Electrical	
Impedance (Nominal)	50
Maximum Continuous Power	250 W
VSWR	7:1 (400 MHz to 700 MHz), 3:1 (700 MHz to 3 GHz)
Connectors	N Type, Female
Application	IEC/EN 6100000-4-39
Frequency Range	380 MHz to 3 GHz
Physical	
Width	21.6 cm (8.5 in)
Depth	47.6 cm (18.75 in)
Height	13.2 cm (5.2 in)
Approximate Weight	3.6 kg (8 lb)

Technical Specifications	3167
Electrical	
Impedance (Nominal)	50
Maximum Continuous Power	250 W
VSWR	2:1
Connectors	N Type, Female
Application	IEC/EN 6100000-4-39
Frequency Range	380 MHz to 3 GHz
Physical	
Width	5.7 cm (2.24 in)
Depth	17.6 cm (6.8 in)
Height	3.2 cm (1.26 in)
Approximate Weight	0.2 kg (0.4 lb)

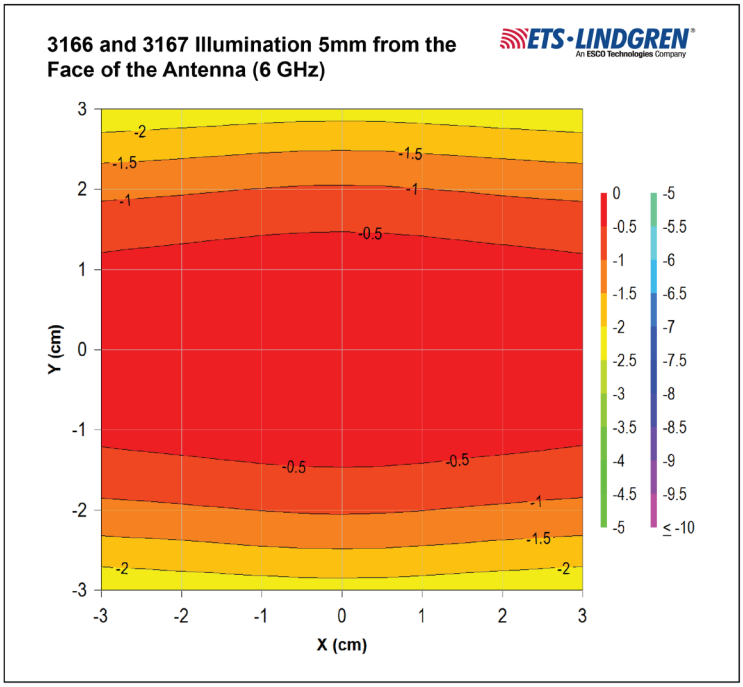
3166 and 3167 Illumination 5mm from the Face of the Antenna (6 GHz)
ETS-LINDGREN
An ESCO Technologies Company
Y (cm)
X (cm)
-2
-1.5
-1
-0.5
0
-0.5
-1
-1.5
-2
0
-0.5
-1
-1.5
-2
-2.5
-3
-3.5
-4
-4.5
-5
-5
-5.5
-6
-6.5
-7
-7.5
-8
-8.5
-9
-9.5
≤ -10

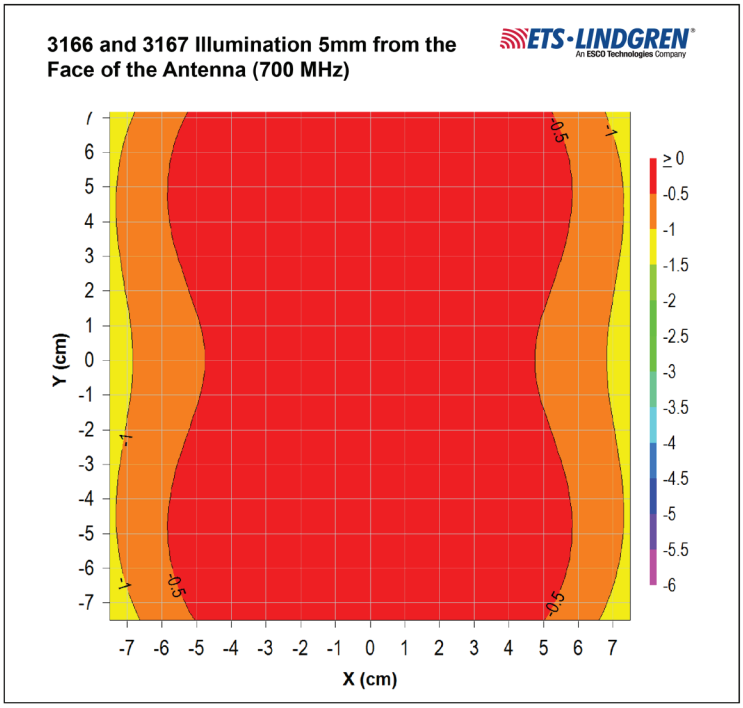
3166 and 3167 Illumination 5mm from the Face of the Antenna (700 MHz)
ETS-LINDGREN
An ESCO Technologies Company
Y (cm)
X (cm)
-0.5
-1
≥ 0
-0.5
-1
-1.5
-2
-2.5
-3
-3.5
-4
-4.5
-5
-5.5
-6

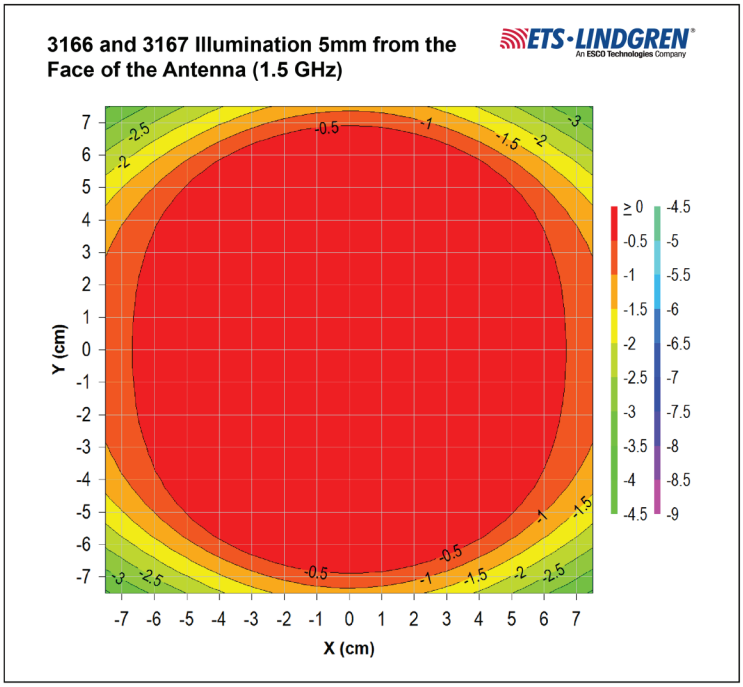

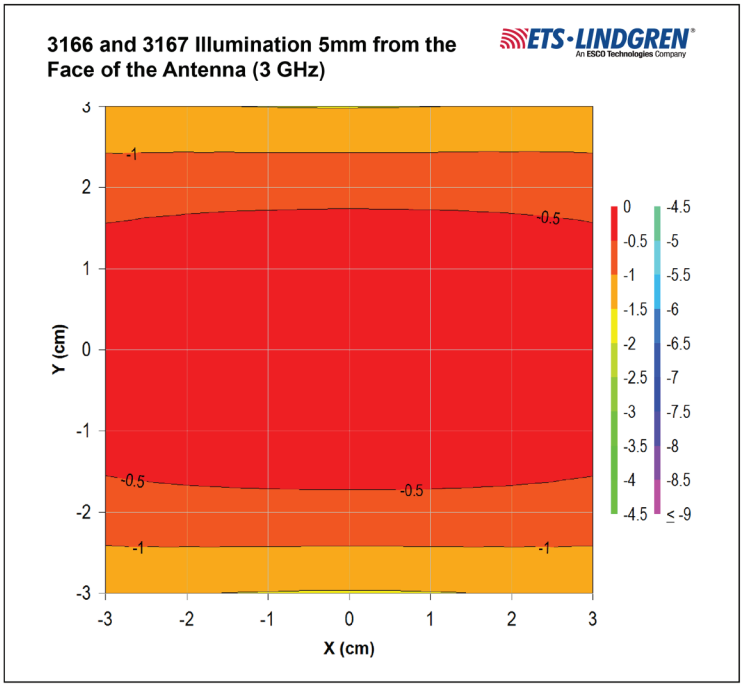

Information presented is subject to change as product enhancements are made.
Contact ETS-Lindgren Sales Department for current specifications.

11/25 PDF/HK © 2025 ETS-Lindgren v2.1